

Monoclonal antibody against human SNF1-like kinase Product No. ADG0012

Description

SNF1-like kinase belongs to the Ser/Thr protein kinase family. SNF1LK does not share functional homology with other SNF1-related kinases, but rather represents a new subclass with novel molecular activities. Recent data suggest a possible function for SNF1LK in G2/M regulation.

Preparation

The monoclonal antibody ADG0012 (clone HD-pKe 122 8.3) is a murine monoclonal antibody, subclass IgG₁ recognizing the human SNF1-like kinase protein. Mice were immunized with recombinant SNF1-like kinase (expressed in *E. coli*). The antibody has been purified from cell culture supernatant using Protein G affinity chromatography.

Presentation

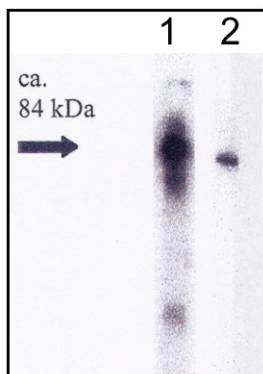
Screw capped vial containing 250 µg of purified antibody in PBS pH 7.4 + 0.01% ProClin300. The IgG concentration is given on the vial label. Spin the vial briefly before opening.

Storage and Stability

Store the antibody at 2°-8°C. For long-term storage the antibody should be aliquoted and stored at -20°C or colder. It is recommended to avoid freeze-thaw cycles.

Applications

• Western-Blot



lane 1: in vitro synthesized SNF1-like kinase, reticulocyte-lysate

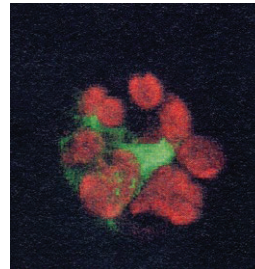
lane 2: cultured normal keratinocytes 4 hours after detachment from the growth substratum, cell lysate

Distributed by:

LOXO GMBH
 IMMUNOLOGIE • MOLEKULARBIOLOGIE
 BIOCHEMIE • PRODUKTE UND SYSTEME

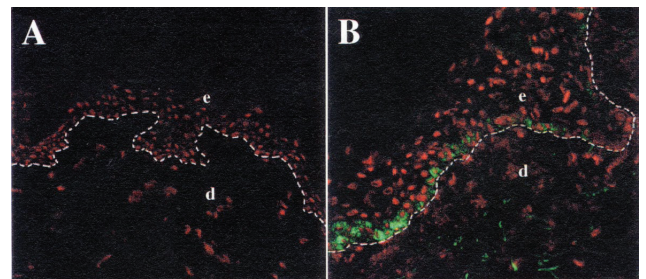
Gerhart-Hauptmann-Str. 48
 69221 Dossenheim
 Tel +49 6221 868023
 Fax +49 6221 8680255
 www.loxo.de - info@loxode

• Immunocytology



COS cells transfected with SNF1-like kinase

• Immunohistology



A: normal skin, B: lesional skin- bullous pemphigoid; (e) epidermis, (d) dermis

Warnings and Precautions

Contains: Mixture of: 5-Chloro-2-methyl-4-isothiazolin-3-one and 2-Methyl-2H-isothiazol-3-one (3:1) and Modified alkyl carboxylate (ProClin ® 300)

Hazard pictograms



Warning

Signal word

Hazard statements

H317 - May cause an allergic skin reaction.

Precautionary statements

- P280 - Wear protective gloves.
- P302 + P352 - IF ON SKIN: Wash with plenty of water.
- P333 + P313 - If skin irritation or rash occurs: Get medical advice/attention.
- P362 - Take off contaminated clothing and wash before reuse.
- P501 - Dispose of contents/container in accordance with local/regional/ national/international regulations.

References

snf1lk encodes a protein kinase that may function in cell cycle regulation. Stephenson A, Huang GY, Nguyen NT, Reuter S, McBride JL, Ruiz JC. Genomics. 2004 Jun;83(6):1105-15.

For research use only!

Hinweis/Note:

ADG0012©30092022

Der Packungsbeileger dient nur als erste Information. Der relevante Packungsbeileger liegt der Ware bei.

The datasheet is for information purposes only. The current datasheet will be enclosed with product shipment.